

Project		Catalog #		Type	
Prepared by		Notes		Date	



## AtLite

### AtLite Complete Exit, ACX Series

Universal Mount Edge Lit Exit Sign  
NYC Compliant 8" Letters

#### Typical Applications

Office • Education • Healthcare • Hospitality • Retail

#### Interactive Menu

- Order Information [page 2](#)
- Energy Performance [page 2](#)
- Technical Data [page 3](#)
- Product Warranty

#### Product Certification



**T20** Certified to California  
Title 20 Appliance Database

T20 for battery backup models

#### Product Features

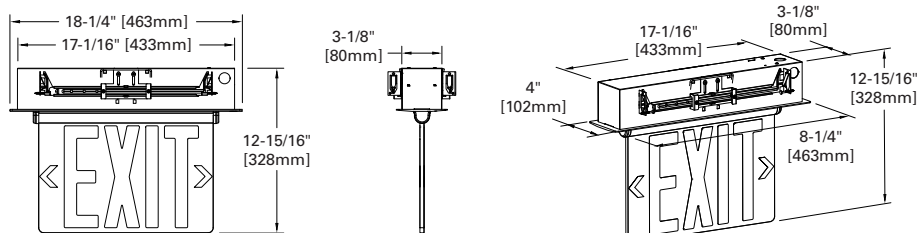


#### Top Product Features

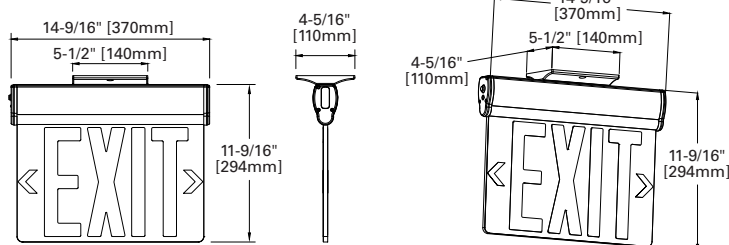
- Universal Mount: surface and recessed
- City of New York Compliant 8" letters on acrylic panels, single-sided clear and double-sided mirror included
- Aluminum housing available in brushed aluminum finish
- Battery backup models are standard with maintenance free nickel cadmium batteries
- 90 minutes of emergency run time
- Bright, long-life LED source provides uniform illumination
- Dual voltage input, 120/277 VAC, 60 Hz
- UL 924 damp location certified

#### Dimensional and Mounting Details

##### Recessed Ceiling Mount



##### Surface Ceiling Mount



[additional product diagrams](#)

## Ordering Information

SAMPLE ORDER NUMBER: **ACXNOR**

## Complete Fixture

Series	Operation	Face Options	LED Color	Housing Finish	Mounting	Alternate Lens Panel Parts
ACX=8" Letter Standard	N=Battery Backup Standard	0=Universal: Single-sided clear and double-sided mirror panels provided	R=Red	[Blank]=Brushed Aluminum	[Blank]=Universal surface and recessed mounting box provided	ACXRL=ACX lens panel, single-sided mirror, red letters
		<b>Notes</b> (1) Chevrons field installable.				Alternate Lens Panels (order separately)

Catalog Number	Description	UPC	Case Count
ACXNOR	AtLite Complete Edge Lit Exit, NYC Compliant 8" Red Letters, NiCad Battery Backup, Universal Mount, Universal Faces, Aluminum Finish	080083277742	2
ACXRL	Lens Panel Part: NYC Compliant 8" Letters, Single-Sided Red Letters, Mirror Background	080083286645	10

## Energy and Performance Data

Maximum power consumption under all charge conditions:

### LED Exits – Red Letters, Self-Powered

Input Power	Input Current (Max.):
120V = 3.14W	120V = 0.03
277V = 3.14W	277V = 0.01

## Product Specifications

### Electronic

- Dual voltage input 120/277 VAC, 60Hz
- Long-life energy efficient LED lamps
- Solid-state Voltage Charger
- Solid-state Switching
- Brownout Circuit
- Low-Voltage disconnect
- Test Switch/Power Indicator Light

### Battery

- Sealed nickel cadmium
- Maintenance free, long life
- Full recharge time, 24 hrs (max.)

### Housing Construction

- Extruded aluminum housing

### Mounting

- Pivot design allows simple installation for surface, recessed wall, ceiling and sloped ceilings
- Canopy provided for surface mounting
- Extruded aluminum housing with adjustable galvanized steel hangar bars provided for recessed mounting

### Lens

- Injection molded acrylic panels
- NYC Compliant 8" high letters
- NFPA 101 compliant field installable chevron directional indicators
- Bright red letters
- 8" Letters
- Single-sided clear and double-sided mirror panels provided with each exit

### Code Compliance

- UL 924 Listed
- Life Safety NFPA 101
- NYC Compliant 8" Letters
- NEC/OSHA
- Most State and Local Codes
- CEC Title 20

### Lamp Data

- Super-bright, long-life red LEDs provide uniform illumination

### Limited Warranty

- Exit: 5-year Limited Warranty
- Battery: 2-year Limited Warranty

## Technical Data

### Lamp

- Long life, superbright LEDs provide uniform illumination of the exit lens

### Electrical

- Dual voltage input 120/277 VAC, 60 Hz

### Housing

- Extruded aluminum housing
- Surface mounting can be back wall, end mounted or ceiling mounted
- Recessed housing for ceiling or wall installation
- The standard satin aluminum finish blends with most decors

### Lens

- Acrylic lens panels with precision lettering
- Red letters available on single-sided clear or double-sided mirror panels
- NFPA 101 compliant field installable directional chevrons provide simplified ordering process

### Brownout Circuit (Self-Powered Only)

- Monitors flow of AC current
- Activates the emergency lighting system when a predetermined reduction/dip of AC power occurs (a dip in voltage will cause most ballasted products to extinguish, causing loss of normal lighting though a total power failure has not occurred)

### Low Voltage Disconnect (Self Powered Only)

- Low-voltage circuitry disconnects the lighting load when battery's terminal voltage falls
- Disconnect remains in effect until normal utility power is restored, preventing deep battery discharge

### Test Switch/Power Indicator Light (Self-Powered Only)

- Switch located on the side of the exit permits the activation of the emergency circuit for complete operational systems check
- Indicator light provides visual assurance the AC power is on

### Sealed Nickel Cadmium Battery (Self-Powered Only)

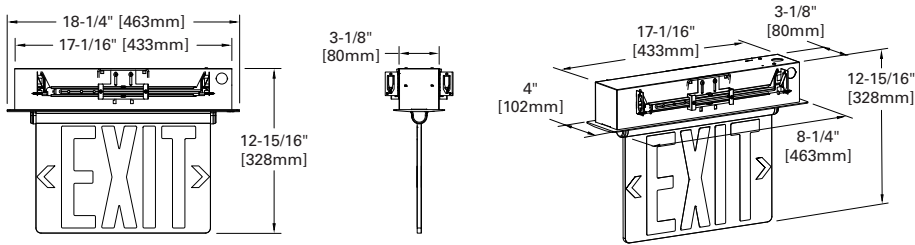
- 10°C to 40°C operating temperature
- Sealed, maintenance-free nickel cadmium battery

### Limited Warranty

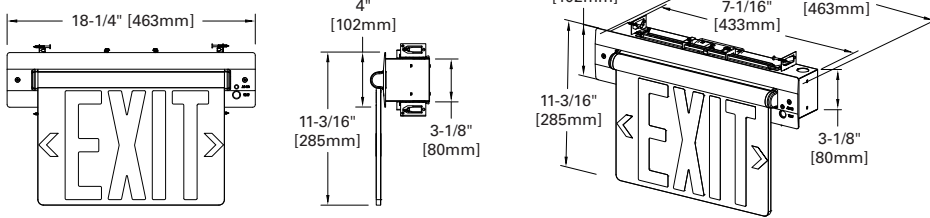
- Five-year warranty against defects in material and workmanship
- 2-year battery warranty

Dimensional and Mounting Details

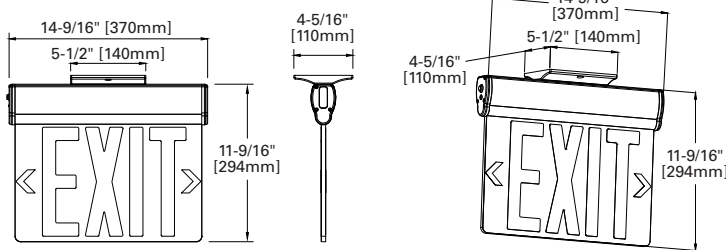
Recessed Ceiling Mount



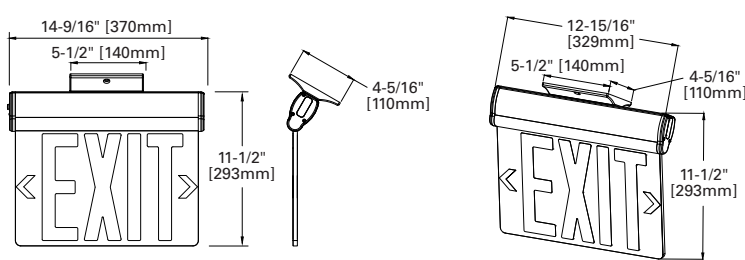
Recessed Wall Mount



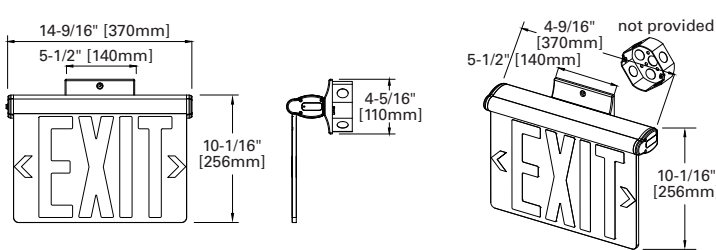
Surface Ceiling Mount



Sloped Ceiling Mount



Surface Wall Mount



End Mount

