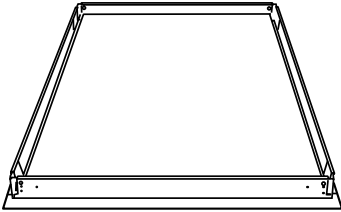


FK

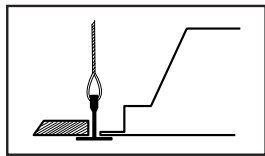
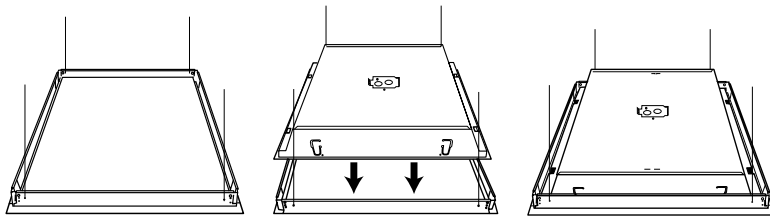


FLANGE KIT:

- Flange kit used in the field to convert a standard grid troffer to a flanged troffer.
- Side and end rails are extruded aluminum finished in white powder coating. Corner clips are zinc plated steel.
- For any GlobalLux Lighting recessed troffer or parabolic suitable for installation in 15/16" inverted T-bar grid, in a drywall or plaster ceiling.
- Easily install without the use of tools. Smooth edges for easy handling.

INSTALLATION:

- Cut ceiling opening to proper dimensions. Ceiling opening required is nominal width and length plus 3/8".
- Slip fit (snap-lock) corner clips into side and end rails.
- Place assembled Flange Kit in ceiling opening and wire support each corner to ceiling structure. (at four corners as shown)
- Pull up tight against ceiling.
- Place grid trim troffer in flange kit.



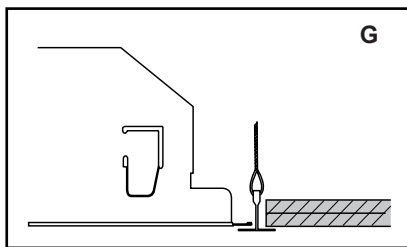
Flange Kit in ceiling opening and wire support each corner to ceiling structure. (at four corners as shown)

CEILING OPENING

| SERIES | SIZE | WIDTH | LENGTH |
|--------|-------|-----------------|------------------|
| FK14 | 1'X4' | 12-3/8" (314mm) | 48-3/8" (1229mm) |
| FK22 | 2'X2' | 24-3/8" (619mm) | 24-3/8" (619mm) |
| FK24 | 2'X4' | 24-3/8" (619mm) | 48-3/8" (1229mm) |

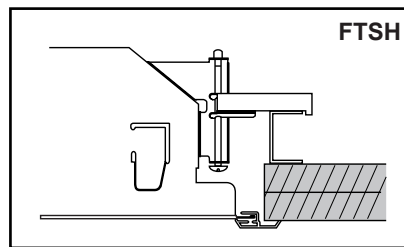
All dimensions are in inches (millimeters).

MOUNTING OPTIONS



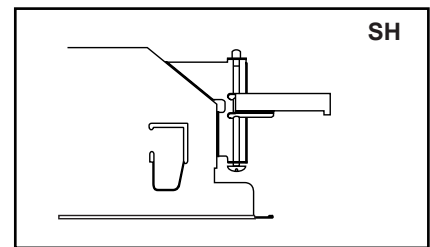
LAY-IN GRID:

- Grid "T" ceiling type in which the supports are suspended directly from the building structure in a grid. Lighting fixtures lay into a grid "T" suspended ceiling.
- For lay-in installation in exposed grid ceilings.



OVERLAPPING FLANGE:

- For Hard ceiling, tile, plaster or plater board ceilings.
- Overlapping flanged extruded aluminum trim with swing-gate hanger suspension included.



SWING-GATE HANGER:

- Fixture is supported from concealed suspension, includes adjustable wing hangers.
- Swing-gate hanger suspension system.