

Commercial Emergency Lights

Series Features



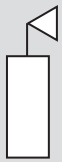
- Integrated Solid State System
- Multi-Rate, Controlled, Automatic Charger
- Lock Out (Automatic Battery Connect)
- Low-Voltage Battery Cutoff
- Brownout Sensitivity
- Dual-Voltage Transformer for 120/277 VAC Operation
- Maximum Input Rating
120VAC 60 Hz
277VAC 60 Hz



- High Output 5.4 Watt LED lamp heads (550 Lumens per head)
- Provides 125' on center spacing at 7.5' mounting height



- Lithium Phosphate Battery (Green Battery Technology)
- Smart Battery Technology - Saves Energy & Prevents Overcharge
- Maintenance-Free



- Compact Design
- Flame-Retardant UV-Stable thermoplastic
- Snap Together Design for Fast Installation
- Tool-Less access
- Wall or Ceiling Mount
- Red (Power On) LED Indicator
- Test Switch
- Suitable for Damp Locations
- UL Listed, CEC Certified

HOL



High Output LED Emergency Light providing 125' on center spacing at a 7.5' mounting height.

Dimensions

HOL
Height: 5.5"
Width: 12.1"
Depth: 3.8"

Options

Add Suffix to Catalog

Number

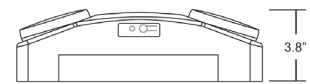
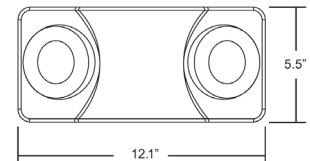
- P2 Cord & Plug for 120 VAC Input
- SD Self Diagnostic

Unit Information

Model Number	Std. Lamp Watt	Watts per Hour								Replacement Battery
		1.5	2	3	4	5	6	7	8	
HOLW	5.4	10.8	-	-	-	-	-	-	-	(LiFePO 4)

Illumination is rated to 87.5% of nominal system voltage and recharge to full capacity within 24 hours.

NEC requires 1.5 hours of emergency illumination.



Ordering Information

HOL	W	-P2
Series	Finish Color (W - White)	Options

