

TURTLE LED

- The **TURTLE LED** is a fully shielded luminaire that is FWC approved.
- Beghelli's turtle light solution uses amber LED's because the light is consistent and only created in the 580-640 visible spectrum. The **TURTLE LED** luminaire as a wavelength of 590 nanometers.
- The **TURTLE LED** is wildlife-friendly lighting ideal for areas where excessive artificial lighting can disturb ecosystems, such as coastal areas where sea turtles need a dark sky to orient and migrate towards the ocean.
- **DIFFUSER:** Frosted UV stabilized polycarbonate diffuser/enclosure, providing even light distribution.
- **OPERATING TEMP:**
HT (AC Only) -40°F to 104°F (-40°C to 40°C)
SA (AC & Emergency) 32°F to 104°F (0°C to 40°C)



APPLICATION: Ideal for applications along coastal areas such as parking garages, balconies and breezeways.

CONFIGURATIONS

MODEL	LENGTH	OPERATION	INPUT	MOUNTING	OPTIONS
BS100LED-A	2 (2ft)	HT (AC only)	120-277V	AC_1 (aviation cable)	SS (stainless steel clips)
	4 (4ft)	SA (AC & EM)		SPK_2 (single pendant kit)	FP (fuse protection)
				SVLSPK_2 (swivel single pendant kit)	TPS ⁴ (tamper proof screws)
				DPK_2 (double pendant kit)	B (black housing)
				CH_2 (chain hang kit)	CL (clear lens/ only available for 4ft)
				JM ³ (direct mount to j-box)	CCS ⁵ (custom color shield)
				TM (trunion mount)	

NOTE 1: Specify length for AC: 50", 72", 100", 150", 250" fully adjustable.
NOTE 2: SPK, DPK, CH & TM options, min 6".
NOTE 3: JM option - the unit is no longer wet location, but damp location.

NOTE 4: TP-tamper proof screws require a special bit (TPB), order as needed.
NOTE 5: Custom color for exterior of shield only.

ELECTRICAL:

- Amber LED (590 nanometers)
- Input: 120V-277V, 50-60HZ
- Fuse protection available

POWER LINE/FEED:

- 3-wire, solid type 18awg, pre-stripped 12"
- Leads for quick in-field connection and hot load disconnect feature.

DIMMING:

0 - 10V dimming is standard. (compatible with most dimming systems, contact factory for more information).

SHIELD: Black aluminum shield directs the light on the ground and reduces stray light as required by the FWC.

MOUNTING: Surface mount configuration is standard with integrated stainless steel mounting brackets. Additional mounting systems are available: including aviation cable, pendants, chain, trunion, and direct to junction box configurations.

Suspension height is to be specified when ordering any suspension mount units: AC, SPK, DPK & CH. Junction mount (JM) configuration allows for direct mount to recessed junction box, 3" hole and 3/4" thick neoprene gasket provided.

FLORIDA WILDLIFE APPROVED: Beghelli's **TURTLE LED (BS100LED-Amber)** is FWC approved and meets the requirements for sea turtle lighting.

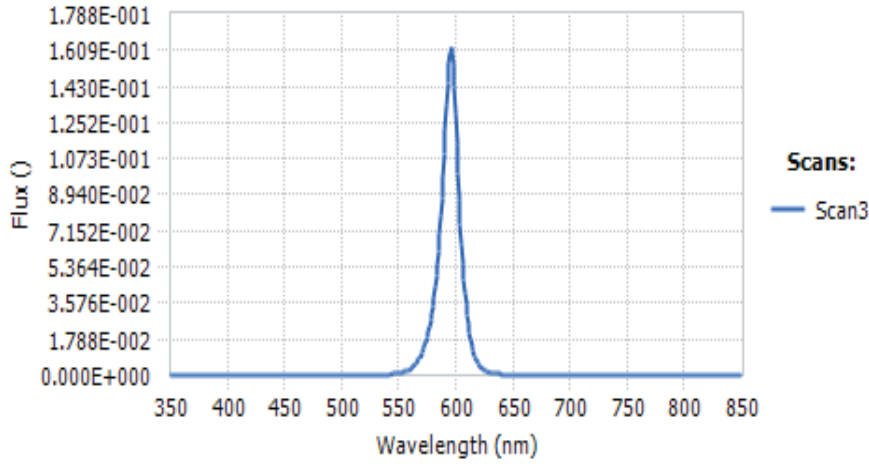
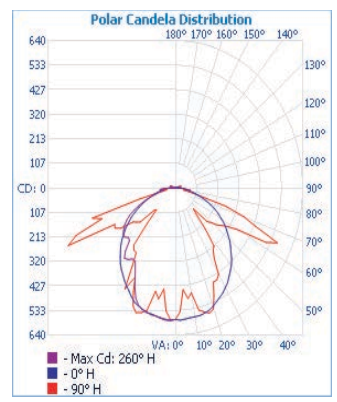
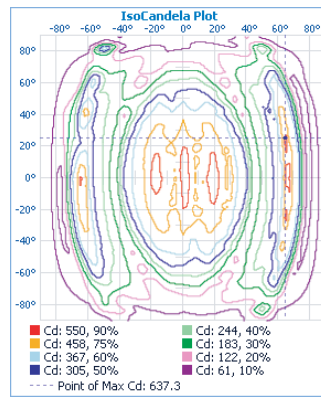
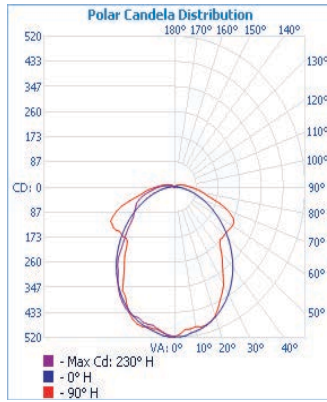
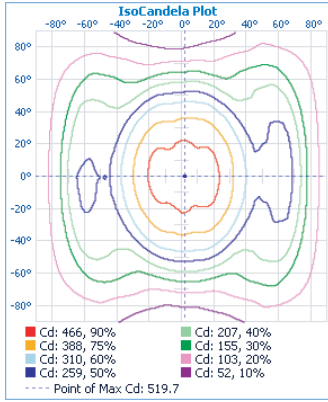
WAVELENGTH: Certain wavelengths of light have minimal effects on the sea turtles senses. Light in the higher spectrum (yellow and red wavelengths or 580-640 nanometers) have less effect on the turtles while light from the lower spectrum has a greater effect (moonlight falls within the lower blue/violet spectrum). Our **TURTLE LED** wavelength is 590 nanometers.

WEIGHT: 10 lbs. / 4.5 kilo.

WARRANTY: 5 year warranty, see website for full warranty details.

BS100LED-A-4HT120-277V

BS100LED-A-4HT120-277V-CL



Spectral response of the Radiant Flux
(350nm to 850nm – calibrated range of the Spectroradiometer).

ENERGY CHART

LAMP	LENGTH	LUMEN OUTPUT	CONSUMPTION WATTAGE	L70 (hrs.)
BS100LED-A-4HT-120-277V	4FT	1503	54	100,000
BS100LED-A-4HT-120-277V-CL	4FT	1737	54	100,000