

VALORE

INDOOR | DAMP | LINEAR 2FT & 4FT



LINEAR LED HIGH BAY

- The **VALORE** features 3000K, 4000K and 5000K adjustable CCT.
- The **VALORE** is DesignLights Consortium® qualified for indoor High-bay Luminaires for Commercial and Industrial applications.
- **PERFORMANCE:**
 - V2 LO:** 12,534 up to 13,418 lm
 - V2 HO:** 20,840 up to 22,130 lm
 - V4 LO:** 27,372 up to 29,066 lm
 - V4 HO:** 43,041 up to 45,703 lm
- **OPERATING TEMP:**
 - HT (AC Only) -20°C to 40°C (-4°F to 104°F).
 - EM (AC & Emergency) 0°C to 40°C (32°F to 104°F).
- **WEIGHT:**
 - V2 LO:** 7.4 lbs / 3.35 kg
 - V2 HO:** 10.8 lbs / 4.89 kg
 - V4 LO:** 14.0 lbs / 6.35 kg
 - V4 HO:** 18.0 lbs / 8.16 kg



APPLICATION: The **VALORE** is ideal for budget conscious installations or replacement of fluorescent linear high bays in warehouses, aisle lighting for retail, big box stores, logistic centers and open ceiling environments.

CONFIGURATIONS

MODEL	OPERATION	OUTPUT	COLOR TEMP	INPUT	MOUNTING ¹	OPTIONS
VAL2	HT	LO	WT	120V-277V	CH (chain hang)	EM ³ (emergency back-up remote)
VAL4		HO			AC ² (aviation cable kit)	FP (fuse protection - 5A)
						SP (surge protection - 10KA)
						WG (wireguard)
						RLYL ⁴ (wireless relay - LOGICA)
						EOS ⁵ (on/off only external sensor)
						EOS-FSP ⁵ (on/off dimming & photocell external sensor)

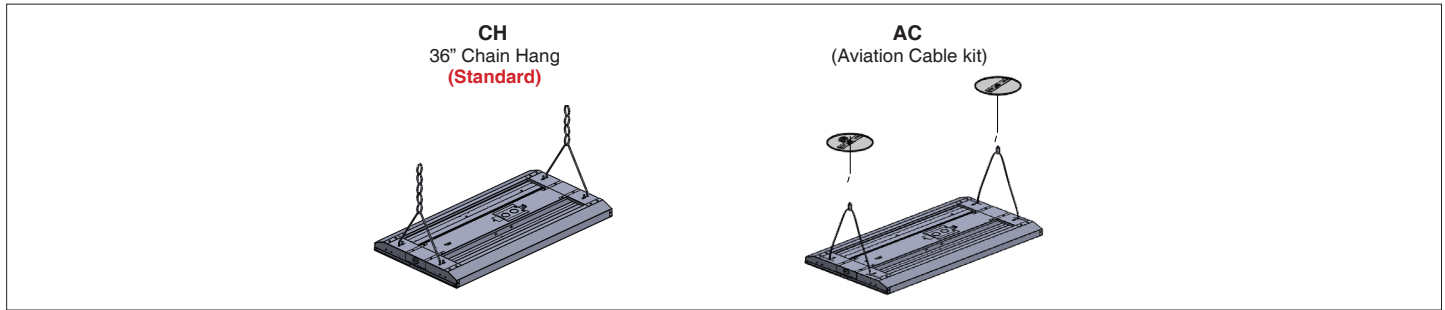
NOTE 1: Chain mounting (CH) is standard. Specify length for CH: 12", 24", 36", 48" for other specify.
NOTE 2: Specify length for AC: 50", 72", 100", 150", 250" for other specify.
NOTE 3: Field Installation Emergency Pack (120-277V); 17W; 2290 lumens
NOTE 4: Logica (Beghelli wireless and powerless control solutions). Contact factory for more details.

NOTE 5: FSP-221 requires wireless IR handheld remote (HHR-FSIR) for changing defaults and testing of occupancy sensor. Order as needed (item #476100186). For more details, contact factory.

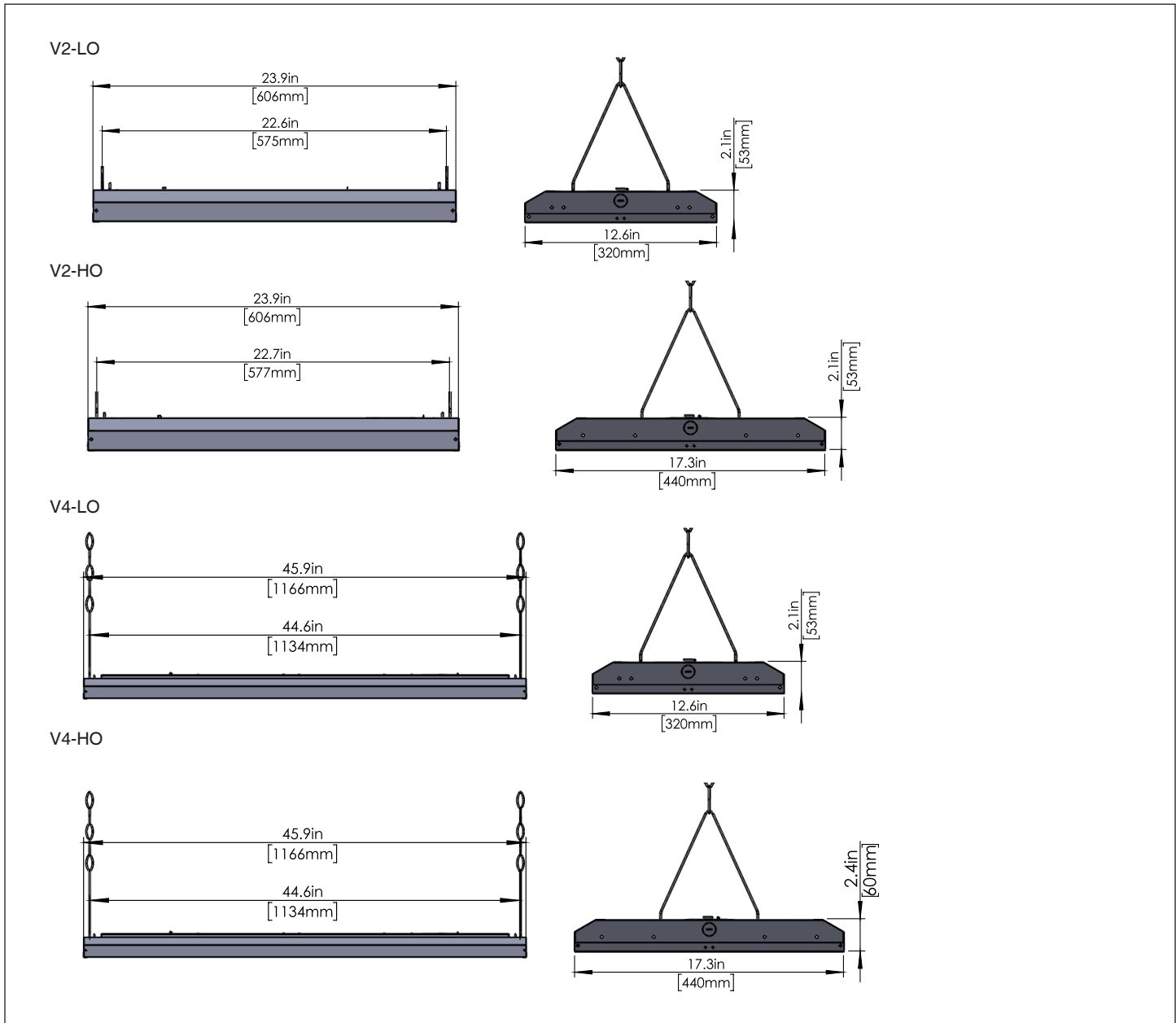
TECHNICAL INFORMATION

- 21 GAUGE STEEL HOUSING CONSTRUCTION WITH WHITE FINISH.
- 1/2" KNOCK-OUT
- 0-10V DIMMABLE ELECTRONIC DRIVER, 120-277V (50/60HZ).
- POLYCARBONATE OPAL DIFFUSER PROVIDES EVEN DISTRIBUTION WITH MINIMAL GLARE.
- (4) WHITE LED PCB
- CCT ADJUSTABLE SWITCH

MOUNTING OPTIONS



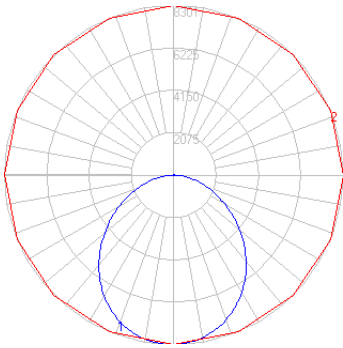
DIMENSIONS



DISTRIBUTION

VAL2-HT-HO-120-277V

POLAR CURVES

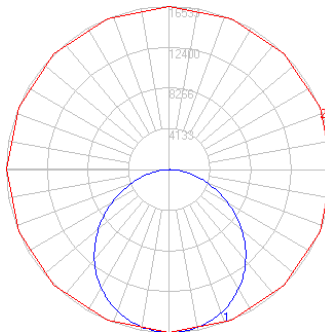


Characteristics

Electronic driver	
LED 4000°K	
Lumens Per Lamp	21485 (1 lamp)
Total Lamp Lumens	21485
Luminaire Lumens	21485
Total Luminaire Efficiency	100 %
Luminaire Efficacy Rating (LER)	131
Total Luminaire Watts	164,4
Ballast Factor	1,00
CIE Type	Direct
Spacing Criterion (0-180)	1,20
Spacing Criterion (90-270)	1,24
Spacing Criterion (Diagonal)	1,32
Basic Luminous Shape	Rectangular

VAL4-HT-HO-120-277V

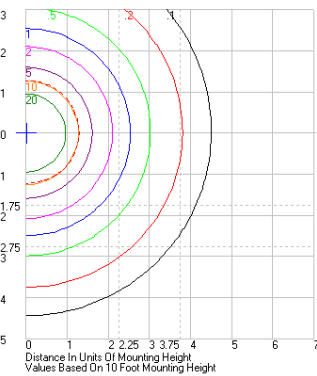
POLAR CURVES



Characteristics

Electronic driver	
LED 4000°K	
Lumens Per Lamp	44372 (1 lamp)
Total Lamp Lumens	44372
Luminaire Lumens	44372
Total Luminaire Efficiency	100 %
Luminaire Efficacy Rating (LER)	135
Total Luminaire Watts	327,5
Ballast Factor	1,00
CIE Type	Direct
Spacing Criterion (0-180)	1,26
Spacing Criterion (90-270)	1,22
Spacing Criterion (Diagonal)	1,34
Basic Luminous Shape	Rectangular

ISOLINES

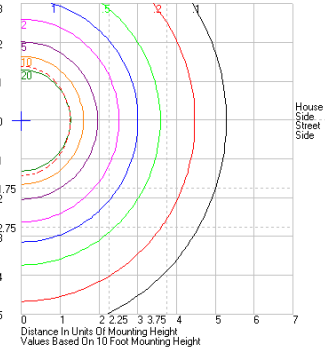


Zonal Lumen Summary

Zone	Lumens	%Lamp	%Fixt
0-20	3012,95	14,00	14,00
0-30	6335,68	29,50	29,50
0-40	10225,28	47,60	47,60
0-60	17393,1	81,00	81,00
0-80	21085,72	98,10	98,10
0-90	21433,84	99,80	99,80
10-90	20650,03	96,10	96,10
20-40	7212,33	33,60	33,60
20-50	11074,39	51,50	51,50
40-70	9550,22	44,50	44,50
60-80	3692,63	17,20	17,20
70-80	1310,22	6,10	6,10
80-90	348,11	1,60	1,60
90-110	10,70	0,00	0,00
90-120	19,29	0,10	0,10
90-130	27,53	0,10	0,10
90-150	40,59	0,20	0,20
90-180	50,95	0,20	0,20
110-180	40,25	0,20	0,20
0-180	21484,79	100,00	100,00

Total Luminaire Efficiency = 100,00%

ISOLINES



Zonal Lumen Summary

Zone	Lumens	%Lamp	%Fixt
0-20	6022,96	13,60	13,60
0-30	12718,49	28,70	28,70
0-40	20650,3	46,50	46,50
0-60	35597,41	80,20	80,20
0-80	43522,18	98,10	98,10
0-90	44298,27	99,80	99,80
10-90	42735,48	96,30	96,30
20-40	14627,34	33,00	33,00
20-50	22622,46	51,00	51,00
40-70	20038,87	45,20	45,20
60-80	7924,77	17,90	17,90
70-80	2833,01	6,40	6,40
80-90	776,09	1,70	1,70
90-110	17,06	0,00	0,00
90-120	28,73	0,10	0,10
90-130	40,38	0,10	0,10
90-150	58,94	0,10	0,10
90-180	74,01	0,20	0,20
110-180	56,95	0,10	0,10
0-180	44372,28	100,00	100,00

Total Luminaire Efficiency = 100,00%

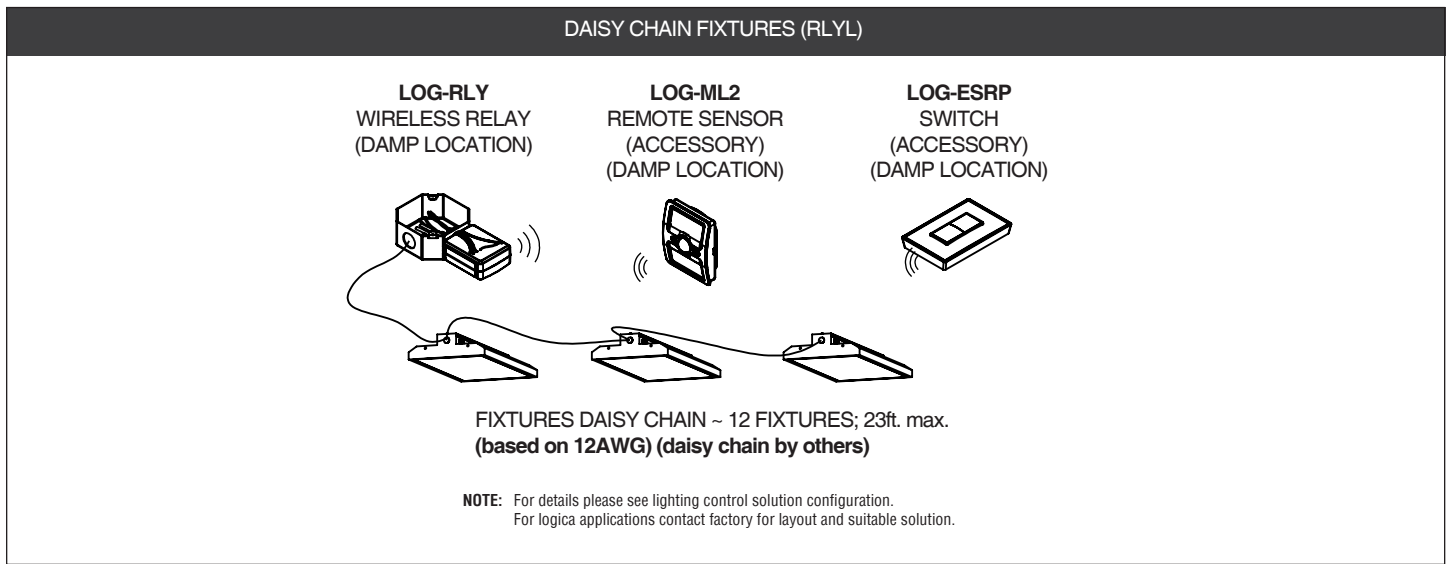
ENERGY CHART

MODEL	EFFICACY (Lumens/Watts)	CONSUMPTION WATTAGE (W)	LUMEN OUTPUT (LM)	CRI	L70 (hrs.)
VAL2-LO-WT35-120-277V	125	100	12534	>80	>36,000
VAL2-LO-WT40-120-277V	130	100	13027	>80	>36,000
VAL2-LO-WT50-120-277V	134	100	13418	>80	>36,000
VAL2-HO-WT35-120-277V	127	165	20840	>80	>36,000
VAL2-HO-WT40-120-277V	131	165	21485	>80	>36,000
VAL2-HO-WT50-120-277V	135	165	22130	>80	>36,000
VAL4-LO-WT35-120-277V	126	225	27372	>80	>36,000
VAL4-LO-WT40-120-277V	130	225	28219	>80	>36,000
VAL4-LO-WT50-120-277V	134	225	29066	>80	>36,000
VAL4-HO-WT35-120-277V	131	325	43041	>80	>36,000
VAL4-HO-WT40-120-277V	135	325	44372	>80	>36,000
VAL4-HO-WT50-120-277V	140	325	45703	>80	>36,000

ELECTRICAL RATING

PRODUCT	NOMINAL POWER (W)	AC CURRENT (A)		FREQUENCY (HZ)
		AC VOLTAGE 120V	AC VOLTAGE 277V	
VAL2-HT-LO-120-277V	110	1.00	0.41	50/60
VAL2-HT-HO-120-277V	165	1.60	0.61	50/60
VAL4-HT-LO-120-277V	225	1.90	0.83	50/60
VAL4HT-HO-120-277V	325	2.72	1.20	50/60

LOGICA (WIRELESS & POWERLESS LIGHTING CONTROL SOLUTIONS)



■ **WARRANTY:** 5 year warranty, see website for full warranty details.